



<b>Volkswagen Amarok 4-cyl.</b>			
<b>Lift kit breathing system automatic gearbox 2.0l</b>			
Nummer:	1370 0000	Stand:	10.2017
Revision:	04	Sprache:	EN

## Installation guide 1370 0000

### **This installation guide applies to this part n°/description:**

1370 0000 Amarok 4-cyl. – automatic gearbox

Lift kit breathing system for gearbox and axle for higher fording depth



Volkswagen Amarok 4-cyl.			
Lift kit breathing system automatic gearbox 2.0l			
Nummer:	1370 0000	Stand:	10.2017
Revision:	04	Sprache:	EN

## Important

To ensure proper function and optimal quality of our parts, their installation must be done in accordance with this installation guide and according to Volkswagen manufacture's specifications in a professional workshop. SEIKEL GmbH and its employees shall not be responsible for damage and its consequences of any nature, which are caused due to non-observance or ignorance of these guidelines. Warranties shall be void for incorrectly performed installations.

## Installation guide

Please refer to the Volkswagen instructions for the exact working steps as well as the tightening torques. In case of deviation, our specifications shall be applicable.

## NOTE!

**All the drill holes and breakthroughs must be deburred from both the sides. Metal swarfs are to be removed / vacuumed up immediately, and it has to be ensured that no swarfs fall into the hollow space in the body!**

**Apply paint (as per current valid Volkswagen repair manual "Paint", refer to ELSA):**

1. Apply wash primer and allow it to dry in accordance with the item description. A hot-air dryer can be used, if necessary. We recommend: 1k Wash primer LLS MAX 106 M2.
2. Apply filler and allow it to dry in accordance with the item description. A hot-air dryer can be used, if necessary. We recommend 2K-HS filler LLS MAX 202 M2.
3. Apply base coat on visible areas based on the vehicle-specific varnish and allow base coat to dry in accordance with the item description. A hot-air dryer can be used, if necessary.
4. Protect all cutting edges, hollow spaces or drill holes additionally with anti-corrosion wax, if required using a small brush. We recommend transparent preservative wax AKR 321 M 15 4.



## Volkswagen Amarok 4-cyl.

### Lift kit breathing system automatic gearbox 2.0l

Nummer:	1370 0000	Stand:	10.2017
Revision:	04	Sprache:	EN



#### Parts list

- 1x pipe 1: Differential rear axle
- 1x pipe 2: Transfer gearbox
- 1x pipe 3: Gearbox
- 1x pipe 4: Differential front axle
- 1x bracket




Volkswagen Amarok 4-cyl.			
<b>Lift kit breathing system automatic gearbox 2.0l</b>			
Nummer:	1370 0000	Stand:	10.2017
Revision:	04	Sprache:	EN



### Instructions

Fix light metal bracket for the higher breather pipes using the existing screw of the ECU.





### Pipe 1: Rear axle breather


Lay breather pipe provided in the delivery along the factory-fitted vehicle pipes, from engine compartment up to rear axle, as shown in the images, and secure it.



Volkswagen Amarok 4-cyl.			
<b>Lift kit breathing system automatic gearbox 2.0l</b>			
Nummer:	1370 0000	Stand:	10.2017
Revision:	04	Sprache:	EN







Pull original breather pipe of the rear axle from the cross pipe of the vehicle frame and remove the rubber valve.

Cut the original breather pipe as required and put it in the breather pipe provided up to the stop, and connect the already existing breather.



### Pipe 2: Automatic gearbox

Lay breather pipe provided in the delivery along the factory-fitted vehicle pipes, from engine compartment up to automatic gearbox, as shown in the images, and secure it.



Remove the factory-fitted breather opening cap of the gearbox, assemble the breather pipe provided using rubber elbow.







### Pipe 3: Bell housing


Lay breather pipe provided in the delivery along the factory-fitted vehicle pipes, in engine compartment up to bell housing, as shown in the images.



Remove factory-fitted cap of the breather pipe of bell housing (between engine and bulkhead) and attach the breather pipe provided.





Volkswagen Amarok 4-cyl.			
Lift kit breathing system automatic gearbox 2.0l			
Nummer:	1370 0000	Stand:	10.2017
Revision:	04	Sprache:	EN



#### Pipe 4: Front axle

Lay breather pipe provided in the delivery along the factory-fitted vehicle pipes, in engine compartment to breather pipe of the front axle, as shown in the images.





Attach the breather pipe provided to the original breather pipe using rubber elbow.